
























# THRON TRAILS & TOURS



Slate Grey

## THRON 6.8

|                      |             |             |             |             |
|----------------------|-------------|-------------|-------------|-------------|
| WHEELSIZE            | 29          | 29          | 29          | 29          |
| SIZE / CM            | XL / 48     | S / 39      | M / 42      | L / 45      |
| ARTICLE NO. EU / GRY | 641 013 063 | 641 013 060 | 641 013 061 | 641 013 062 |

-  7005 Aluminum, 130 mm F.O.L.D. kinematic, BSA BB, ISCG 05, 148x12 thru axle, internal cable routing, Post Mount 180 mm
-  Rock Shox Recon Gold RL 29 Boost, DebonAir, 110x15 mm, 42 mm rake, 130 mm travel
-  Rock Shox Deluxe Select, 190x45 mm, hardware: 25 x 8mm, custom tune
-  130 mm / 130 mm
-  Shimano Deore M6100
-  Shimano Deore M6100, 12-speed
-  Shimano Deore M6100, 12-speed
-  Shimano Deore M6120, 12-speed
-  front: 32, rear: 10-51
-  BSA
-  Aluminium 35 mm, riserbar 11mm, 760mm
-  FOCUS C.I.S. integrated, 50 mm, 0°, 35 mm, aluminium
-  ACROS ZS56 / ZS56, FOCUS C.I.S. Integrated
-  FOCUS Trail SL
-  Post Moderne dropper post PM-171, 31.6 mm
-  Shimano MT420, 4-piston, hydraulic disc brake
-  180 / 180
-  Rodi TRYP25, eyelets
-  Novatec D041, 15x110 mm thru axle / Novatec D462 Disc, 12x148 mm
-  Maxxis Dissector 2.4
-  Maxxis Rekon 2.4
-  Slate Grey
-  15,60 kg

\*Subject to change

