

ATLAS GRAVEL






























Rust Orange

ATLAS 6.7 EQP

WHEELSIZE	28	28	28	28	28
SIZE / CM	XS/48	S/51	M/54	L/57	XL/60
ARTICLE NO. EU / ORA	663 019 430	663 019 431	663 019 432	663 019 433	663 019 434

*Subject to change

-  Aluminium, disc, BSA, 148x12 mm thru axle, flat mount 160/160 mm, internal cable routing
-  Carbon, disc, 110x12 mm thru axle, flat mount 160/160 mm, internal brake cable routing, multiple mounting points
-  Shimano GRX 400
-  Shimano GRX 400
-  Shimano GRX 400
-  Shimano CS-HG5010, 10-speed
-  Shimano GRX 600
-  front: 46/30, rear: 11-36
-  BSA
-  FOCUS JD RA85, 31,8 mm, drop: 116 mm, reach: 74 mm, flare: 10°
-  FOCUS Bartape SL
-  Aluminium, 31,8 mm, 6°
-  Acros IS 52/286-IS52/40, FOCUS integrated C.I.S.
-  WTB SL8
-  Aluminium, 27,2 mm, 350 mm, 0 mm set-back
-  Shimano GRX 400
-  160 / 160
-  WTB ST i23 TCS, tubeless ready
-  Shutter Precision PL-7 Dynamo Hub, 110x12 mm / Novatec D982TSB Disc, 12x148 mm
-  WTB Riddler, 700 x 37C
-  Buechel, plastic, 51 mm
-  2-leg, alloy, 20kg max. load
-  Kickstand, 18mm Adapter
-  Herrmans H-Black MR8, LED
-  Herrmans H-Trace Mini, LED
-  Rust Orange
-  12,70 kg

